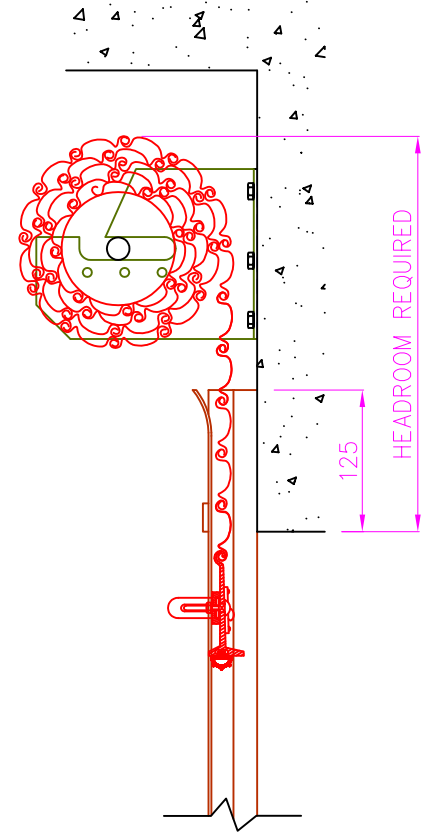
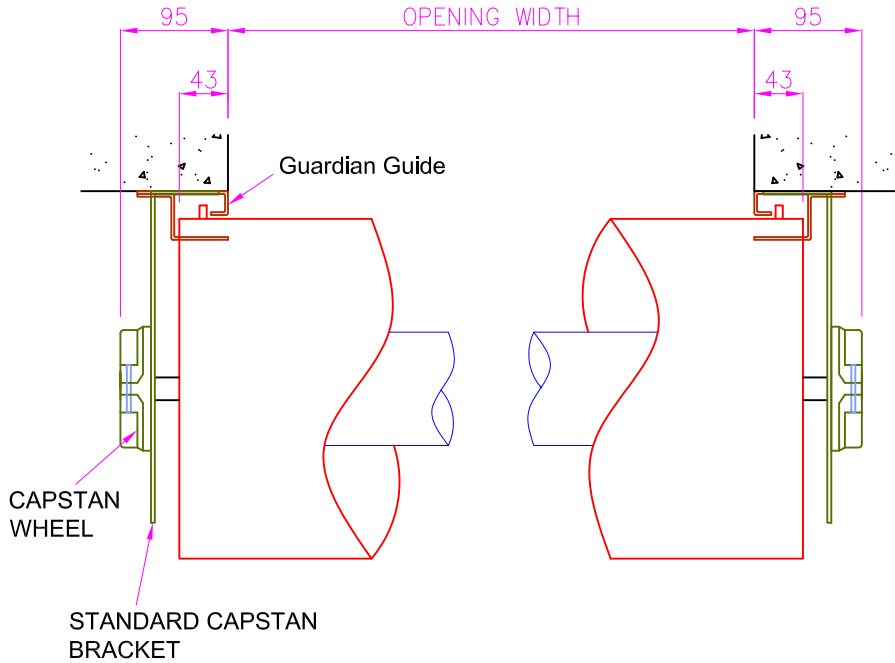


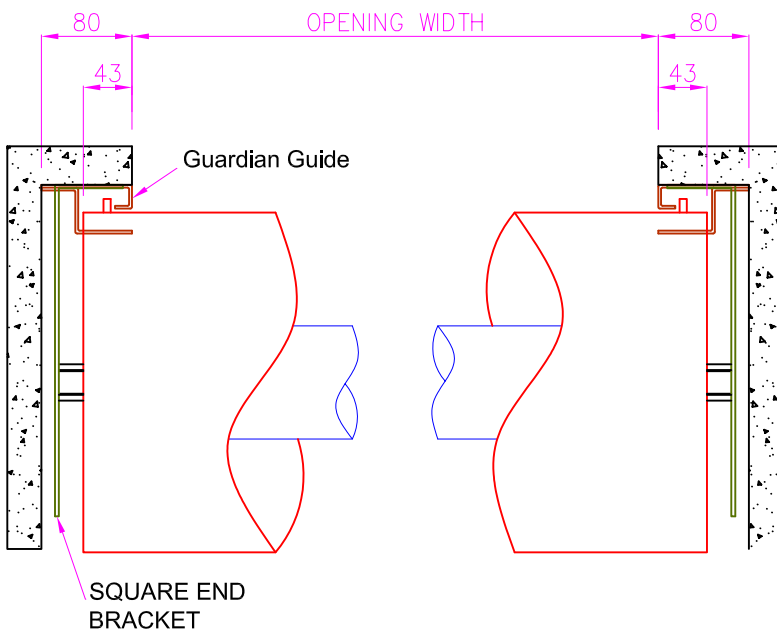
H11 - 50mm STEEL 'GUARDIAN' SHUTTER

Opening Size Up To 3,000mm wide x3,000mm high

STANDARD CAPSTAN FIXINGS



SQUARE END FIXINGS



HEADROOM DETAILS

SITE HEIGHT (MM)	HEADROOM REQUIRED
1000	365
1250	365
1500	365
1750	395
2000	395
2250	395
2500	425
2750	425
3000	425
3250	455
3500	455
3750	455
4000	475

H11 - 50mm STEEL 'GUARDIAN' SHUTTER

SCALE

NTS

AUSTRAL MONSOON ENTERPRISES PTY LTD
ATF 'THE ANSA TRUST' TRADING AS
ANSA DOORS

71-73 Maffra Street
Coolaroo Victoria 3048
Australia

P.O Box 201
Dallas, Victoria 3047
Australia

Phone: (03) 9302 3366

Fax: (03) 9302 3966

DATE
25/11/10

DWG No:
ANSA-ST0002

CONFIDENTIAL NOTE: This drawing and its designs, specifications and engineering information disclosed hereon are the property of ANSA DOORS and are not to be disseminated or reproduced without express written consent. The drawing is loaned in confidence and then only for consideration of the matter disclosed hereon. In accepting loan of this drawing, the recipient agrees to keep it and the matter disclosed hereon in confidence and not to use nor permit their use in any way detrimental to ANSA DOORS.