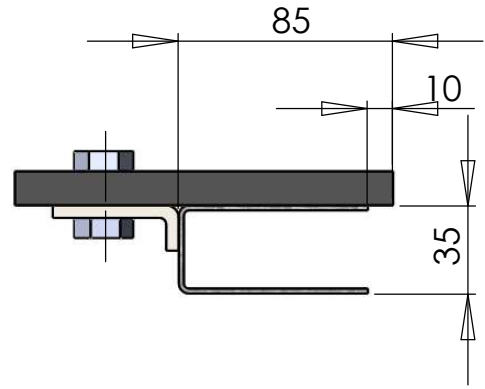
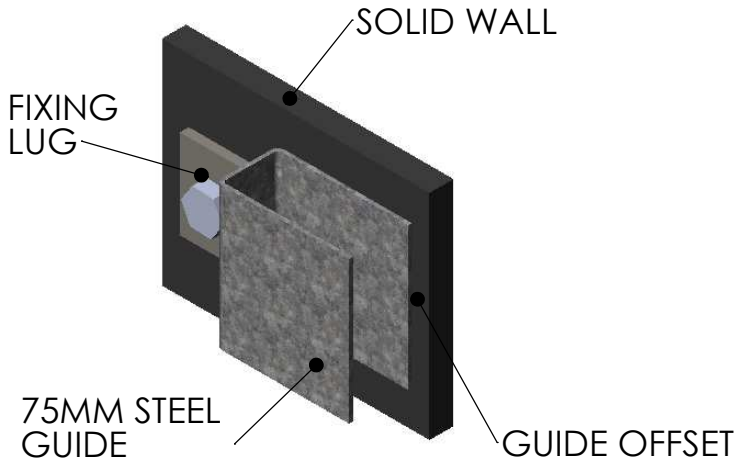
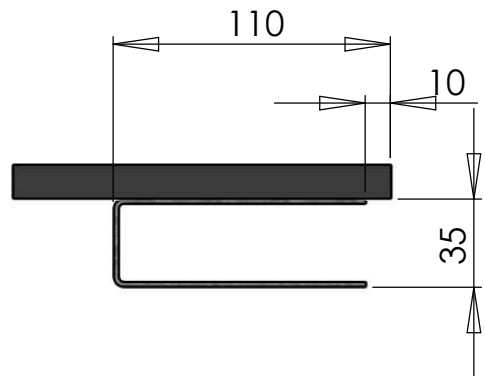
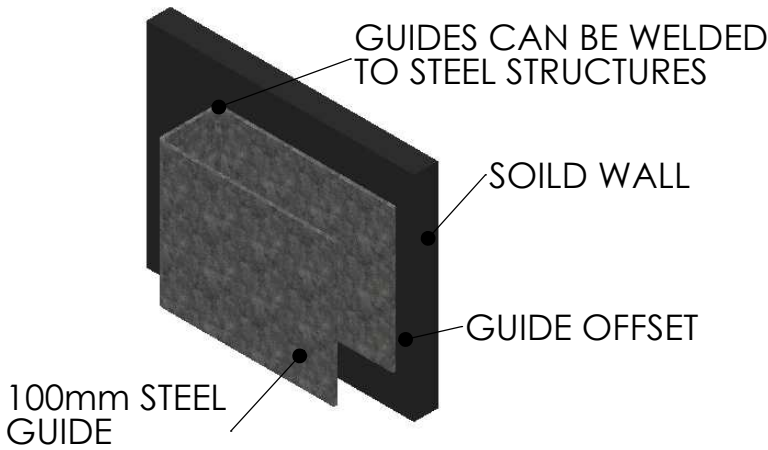


75mm GUIDE



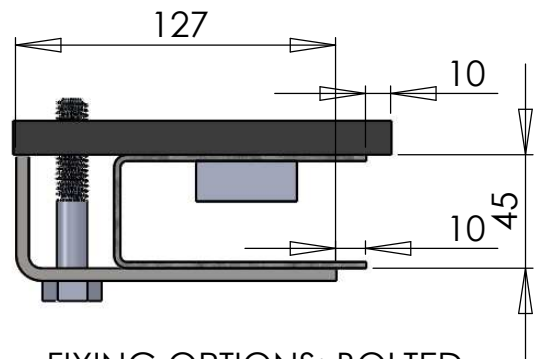
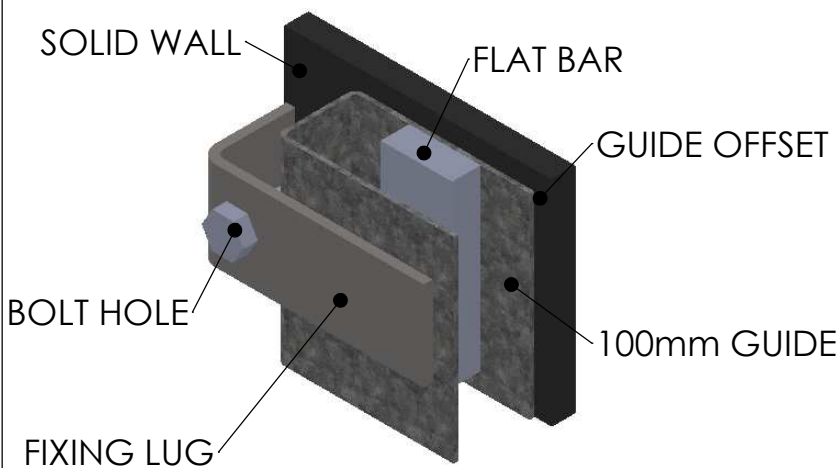
FIXING OPTIONS:
BY LUG OR WELDED

100mm GUIDE



FIXING OPTIONS:
BY LUG OR WELDED

WINDLOCK GUIDE



FIXING OPTIONS: BOLTED

76mm STEEL GUIDE DETAILS

SCALE
NTS

AUSTRAL MONSOON ENTERPRISES PTY LTD
ATF 'THE ANSA TRUST' TRADING AS
ANSA DOORS

CONFIDENTIAL NOTE: This drawing and its designs, specifications and engineering information disclosed hereon are the property of ANSA DOORS and are not to be disseminated or reproduced without express written consent. The drawing is loaned in confidence and then only for consideration of the matter hereon. In accepting loan of this drawing, the recipient agrees to keep it and the matter disclosed hereon in confidence and not to use nor permit their use in any way detrimental to ANSA DOORS.

DRAWN
H.P.L.Y

71-73 Maffra Street Coolaroo, Victoria 3048 Australia
P.O. Box 201 Dallas, Victoria 3047 Australia
Phone: (03) 9302 3366 Fax: (03) 9302 3966

DATE
25/11/10

DWG No:
ANSA-ST0003C