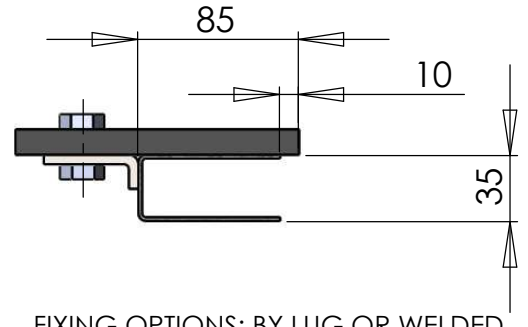
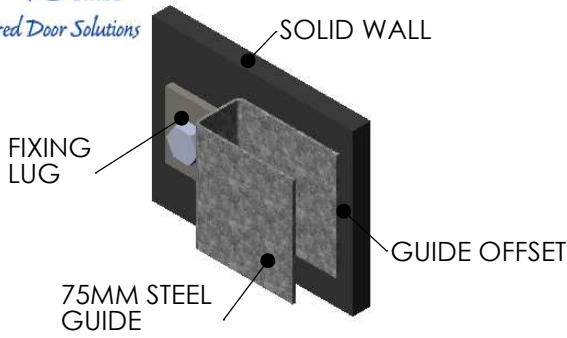
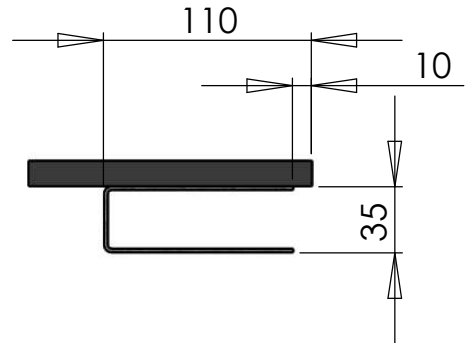
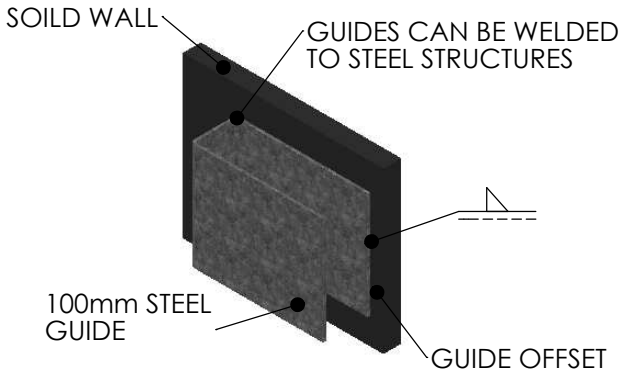


75MM STEEL GUIDE



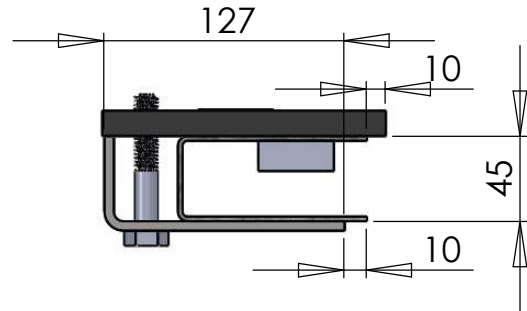
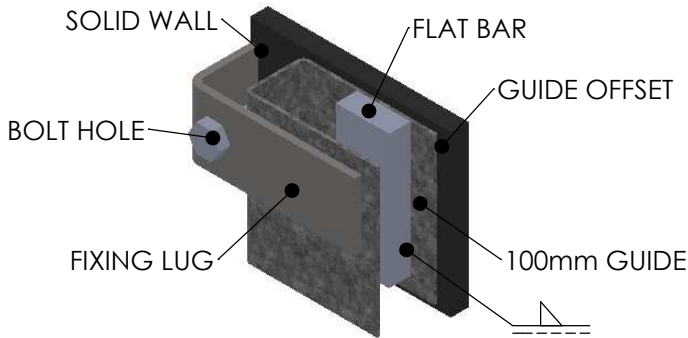
FIXING OPTIONS: BY LUG OR WELDED

100MM STEEL GUIDE



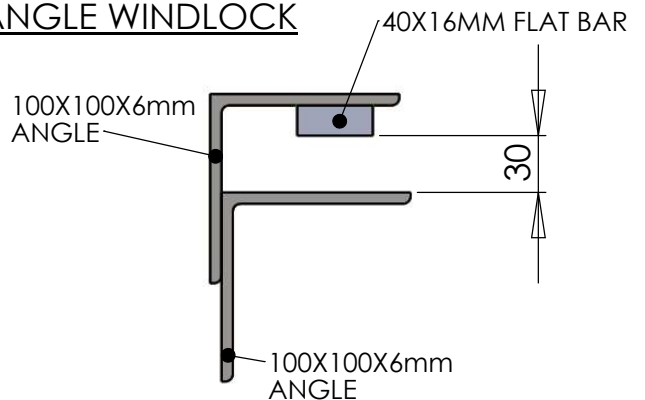
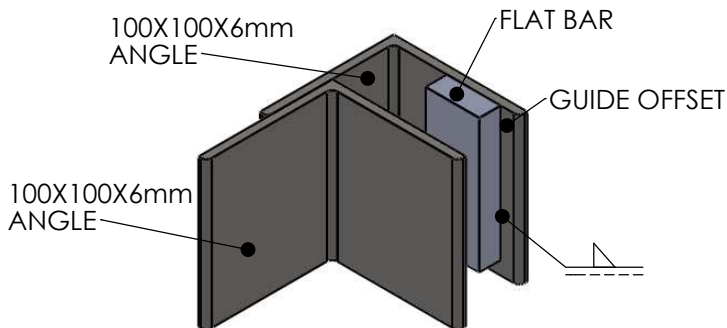
FIXING OPTIONS: BY LUG OR WELDED

LIGHT DUTY WINDLOCK GUIDE



FIXING OPTIONS: BOLTED

HEAVY DUTY - DOUBLE ANGLE WINDLOCK



100mm STEEL 'HI STRENGTH' GUIDE DETAILS

SCALE
 NTS

AUSTRAL MONSOON ENTERPRISES PTY LTD
 ATF 'THE ANSA TRUST' TRADING AS
ANSA DOORS

CONFIDENTIAL NOTE: This drawing and its designs, specifications and engineering information disclosed hereon are the property of ANSA DOORS and are not to be disseminated or reproduced without express written consent. The drawing is loaned in confidence and then only for consideration of the matter hereon. In accepting loan of this drawing, the recipient agrees to keep it and the matter disclosed hereon in confidence and not to use nor permit their use in any way detrimental to ANSA DOORS.

DRAWN
 H.P.L.Y

71-73 Maffra Street
 Coolaroo, Victoria 3048
 Australia
 Phone: (03) 9302 3366
 P.O Box 201
 Dallas, Victoria 3047
 Australia
 Fax: (03) 9302 3966

DATE
 25/11/10

DWG No:
 ANSA-ST0005C