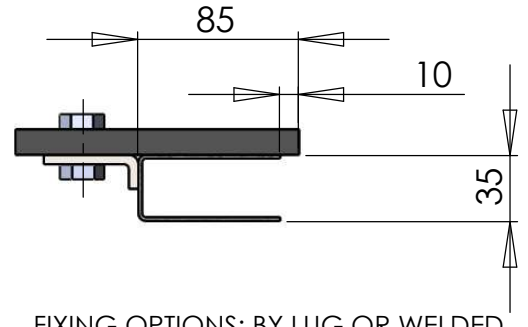
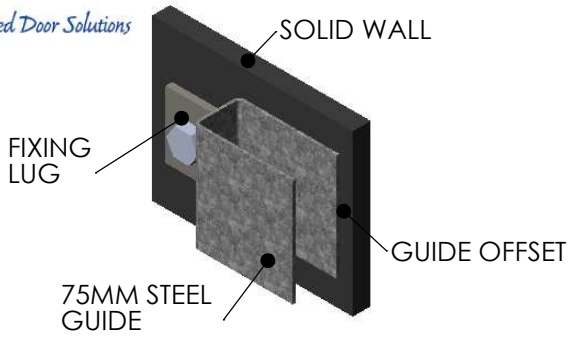
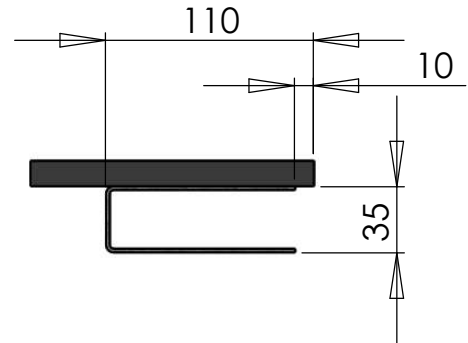
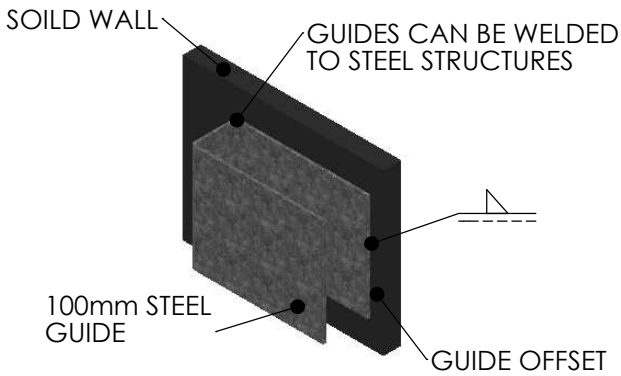


75MM STEEL GUIDE



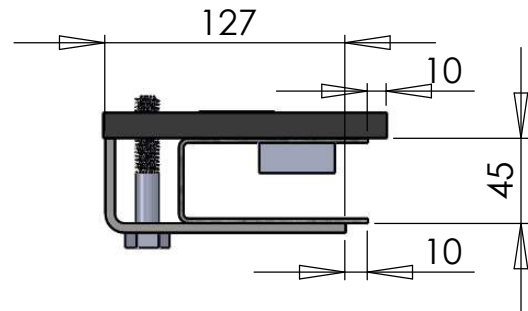
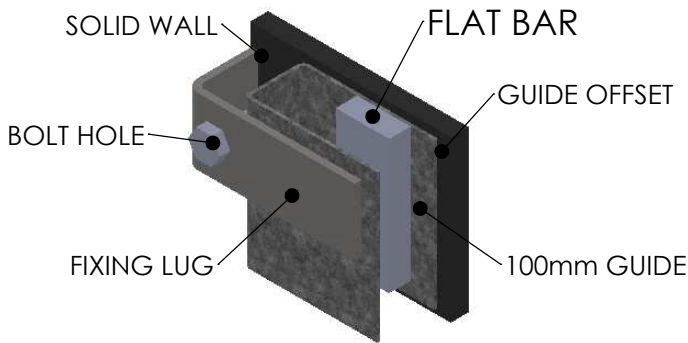
FIXING OPTIONS: BY LUG OR WELDED

100MM STEEL GUIDE



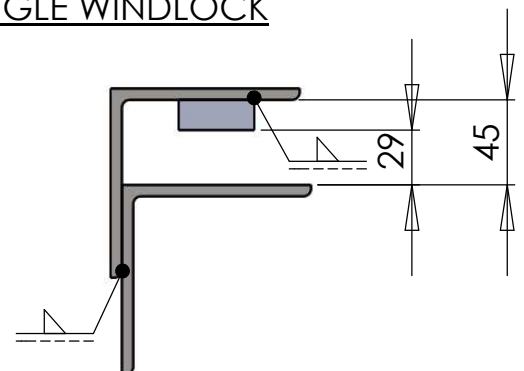
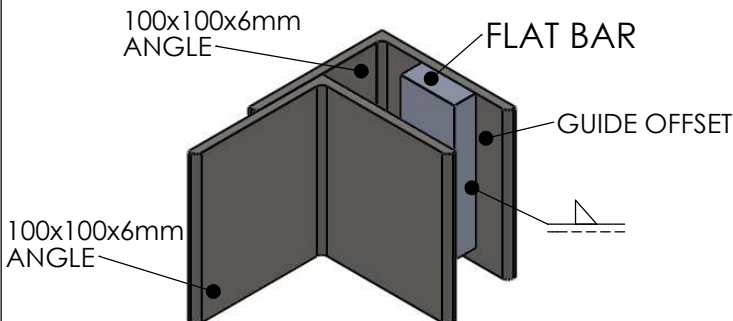
FIXING OPTIONS: BY LUG OR WELDED

LIGHT DUTY WINDLOCK GUIDE



FIXING OPTIONS: BOLTED

HEAVY DUTY - DOUBLE ANGLE WINDLOCK



FIXING OPTIONS: BY LUG OR WELDED

100mm STEEL GUIDE DETAILS

SCALE
NTS

AUSTRAL MONSOON ENTERPRISES PTY LTD
ATF 'THE ANSA TRUST' TRADING AS
ANSA DOORS

CONFIDENTIAL NOTE: This drawing and its designs, specifications and engineering information disclosed hereon are the property of ANSA DOORS and are not to be disseminated or reproduced without express written consent. The drawing is loaned in confidence and then only for consideration of the matter hereon. In accepting loan of this drawing, the recipient agrees to keep it and the matter disclosed hereon in confidence and not to use nor permit their use in any way detrimental to ANSA DOORS.

DRAWN
H.P.L.Y

71-73 Maffra Street
Coolaroo, Victoria 3048
Australia
Phone: (03) 9302 3366

P.O Box 201
Dallas, Victoria 3047
Australia
Fax: (03) 9302 3966

DATE
25/11/10

DWG No:
ANSA-ST0004C